

# Forza FC East LS G01

alt names used:

Venues played:

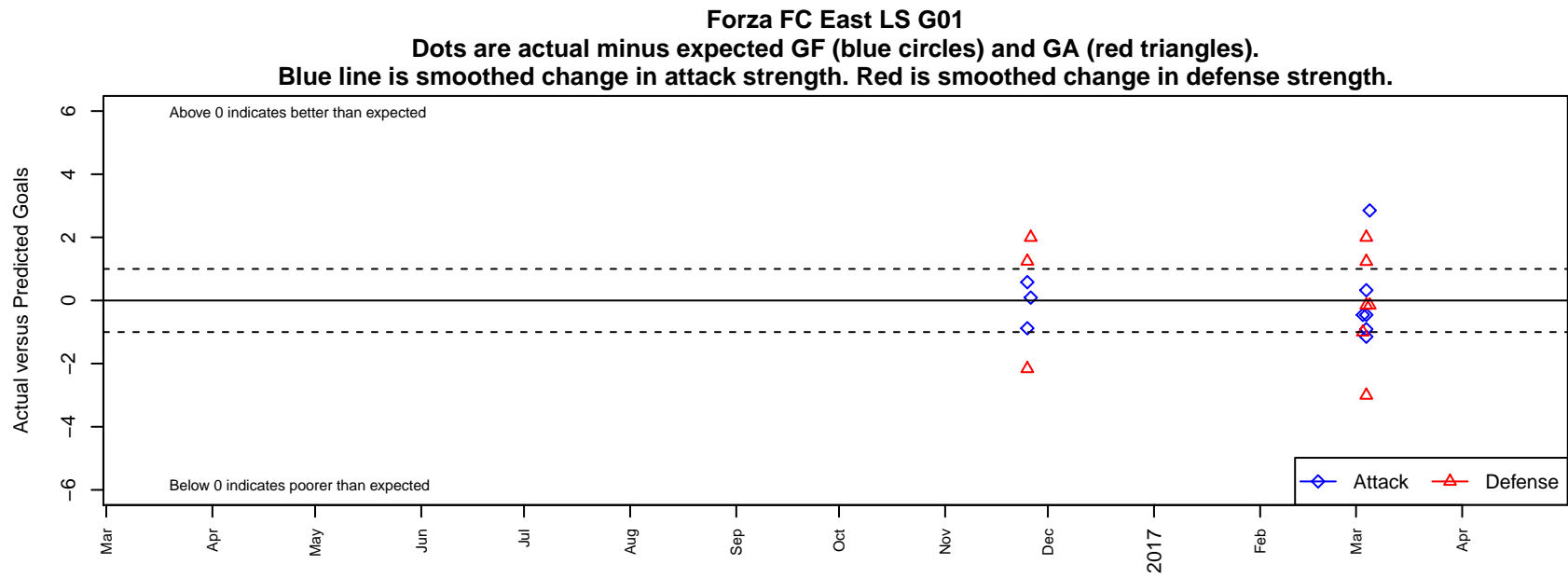
, UT

G01 total strength=1691

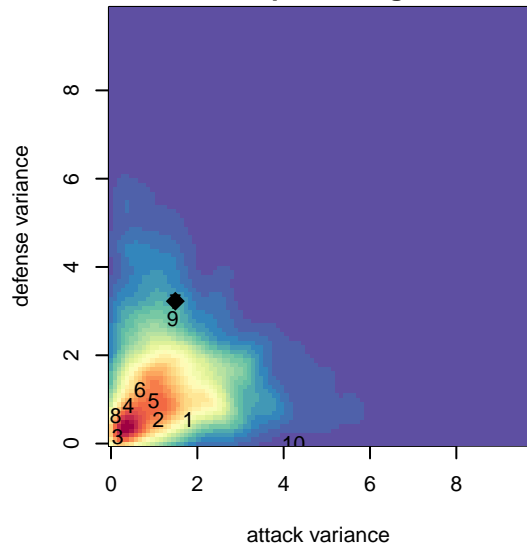
attack=31.89 defense=15.13

2016 Nomads Thanksgiving 1st Division U16

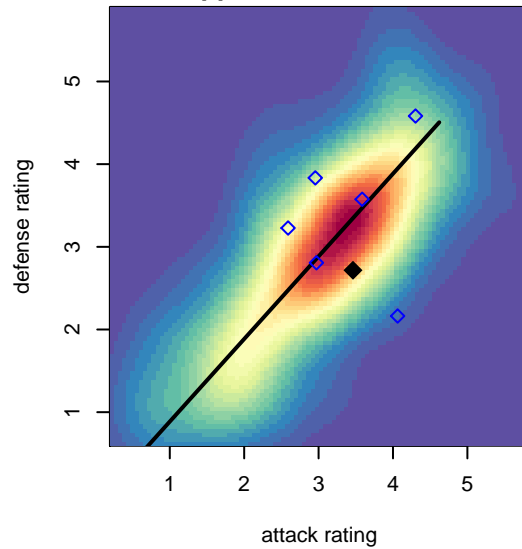
2016 Las Vegas Invit U-16 Elite U16



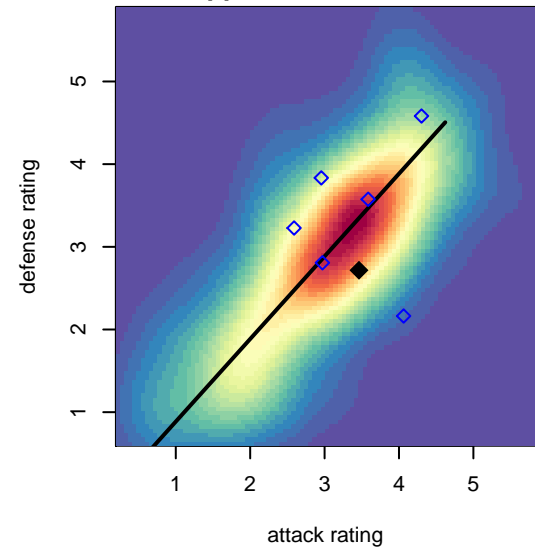
**attack and defense variance (black dot)  
relative to other teams  
and top 10 in region**



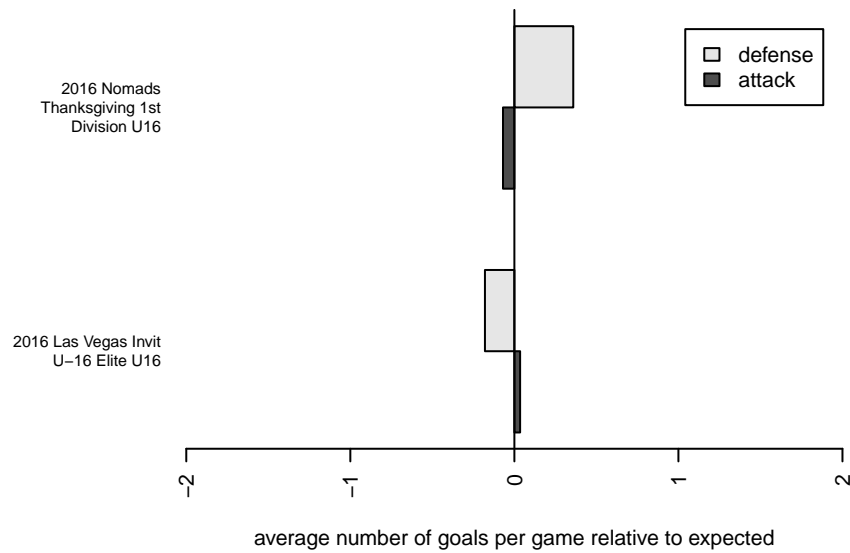
**attack and defense rating  
relative to others at age  
and all opponents in last 13 months**



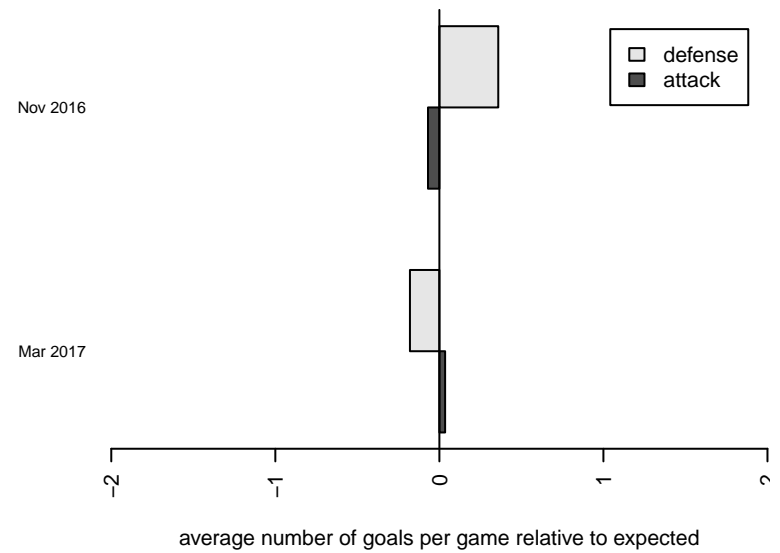
**attack and defense rating  
relative to others at age  
and all opponents in last 13 months**



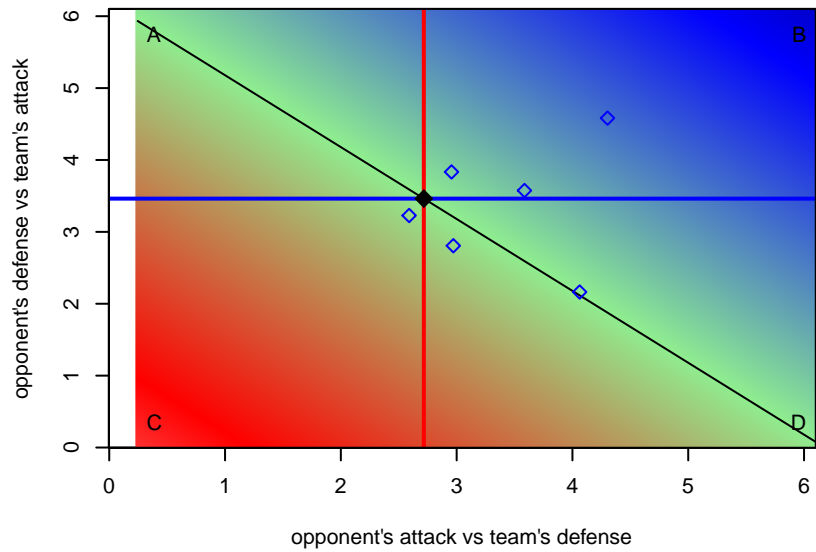
**Performance relative to 13 month average**



**Performance relative to 13 month average**



Distribution of opponents  
 Red = Lose zone, Blue = Win zone, Green = Even  
 Black line separates win/lose zones



lot. A=Neither has attack advantage, B=Opponent has both attack and defense advantage, C=Opponent has both attack and defense disadvantage, D=Both have

<b>date</b>	<b>home</b>		<b>away</b>		<b>venue</b>	<b>pred.home</b>	<b>pred.away</b>
2017-03-05	NHB FC Black G01	1	Forza FC East LS G01	4	2016 Las Vegas Invit U-16 Elite U16	0.85	1.15
2017-03-04	NHB FC Black G01	1	Forza FC East LS G01	0	2016 Las Vegas Invit U-16 Elite U16	0.85	1.15
2017-03-04	Heat FC ECNL G01	3	Forza FC East LS G01	0	2016 Las Vegas Invit U-16 Elite U16	5.00	0.46
2017-03-04	IE Surf Premier G01	5	Forza FC East LS G01	0	2016 Las Vegas Invit U-16 Elite U16	2.00	0.91
2017-03-04	Murrieta Surf EGSL G01	0	Forza FC East LS G01	1	2016 Las Vegas Invit U-16 Elite U16	1.23	0.68
2017-03-03	Heat FC ECNL G01	6	Forza FC East LS G01	0	2016 Las Vegas Invit U-16 Elite U16	5.00	0.46
2016-11-26	Forza FC East LS G01	1	IE Surf Premier G01	0	2016 Nomads Thanksgiving 1st Division U1	0.91	2.00
2016-11-25	Forza FC East LS G01	4	Arsenal FC EGSL B G01	6	2016 Nomads Thanksgiving 1st Division U1	3.42	3.84
2016-11-25	Hotspurs Premier G01	0	Forza FC East LS G01	1	2016 Nomads Thanksgiving 1st Division U1	1.24	1.88